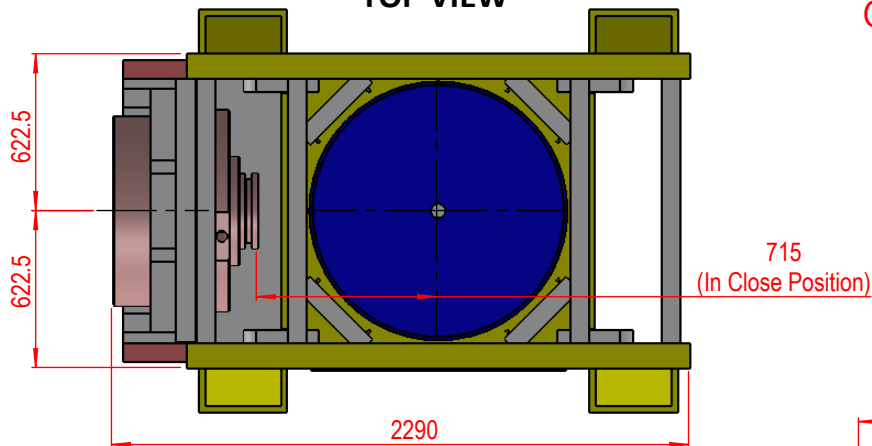
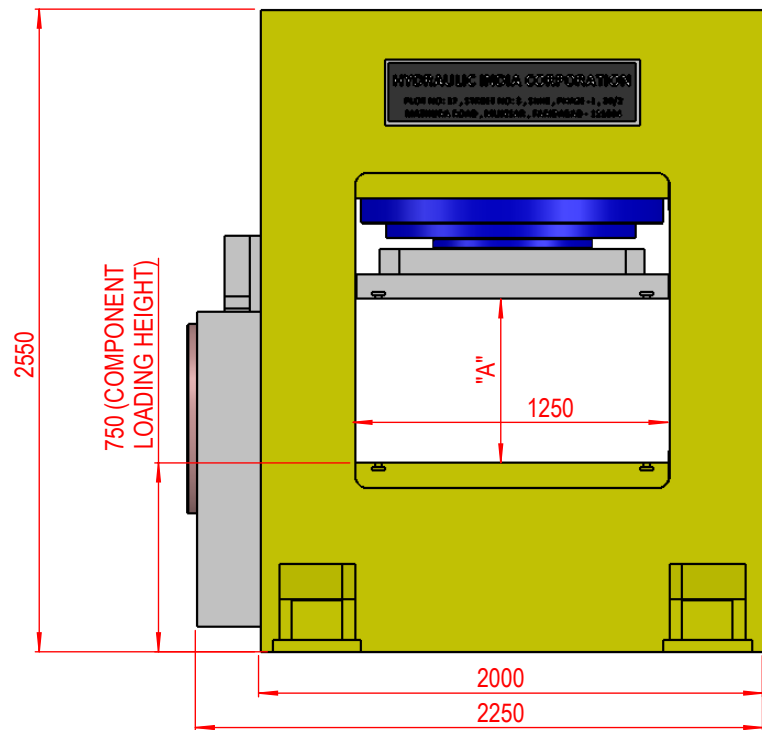
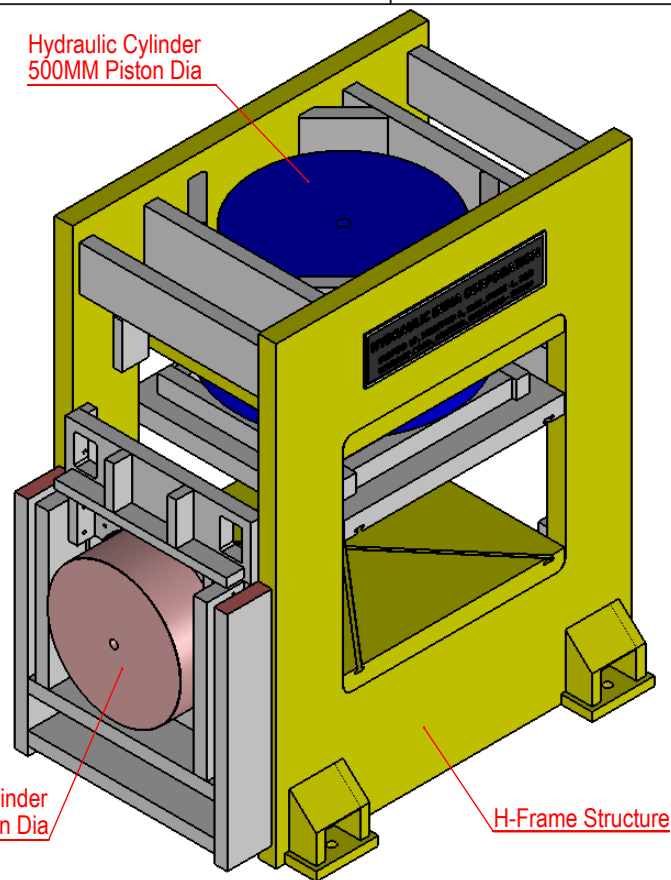


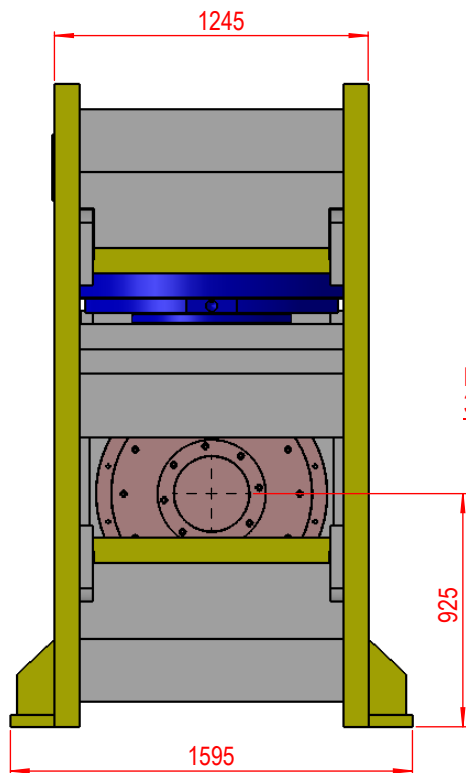
TOP VIEW



GENERAL ASSEMBLY LAYOUT  
H-FRAME PRESS



FRONT VIEW



SIDE VIEW

Sr. No.	Description	Dimn. "A"
1	Cylinder at Close Position	650
2	Cylinder at Open Position	250
3	Stroke length for 500 mm Piston Rod	400

Note:-  
01. All dimn. are in mm.  
02. All sizes are approx. sizes

This document is the sole property of HYDRAULIC INDIA CORPORATION. Any re-construction of this document is completely prohibited.

NAME	DATE	SIGN.	<b>HYDRAULIC INDIA CORPORATION</b> Plot No: 17, Street No:- 3, SMIE, Phase-1, 20/2 Mathura Road, Mujesar, Faridabad-121004  <b>PROJECT NAME: H-FRAME PRESS</b>
DRAWN BY	R.K	01-Mar-21	
CHECKED BY	R.K		
APPD. BY	A.G		
MATERIAL:			TITLE: <b>G.A DRAWING</b> DRG. NO. HFP20TC008 REV:- 00 SHEET: A4