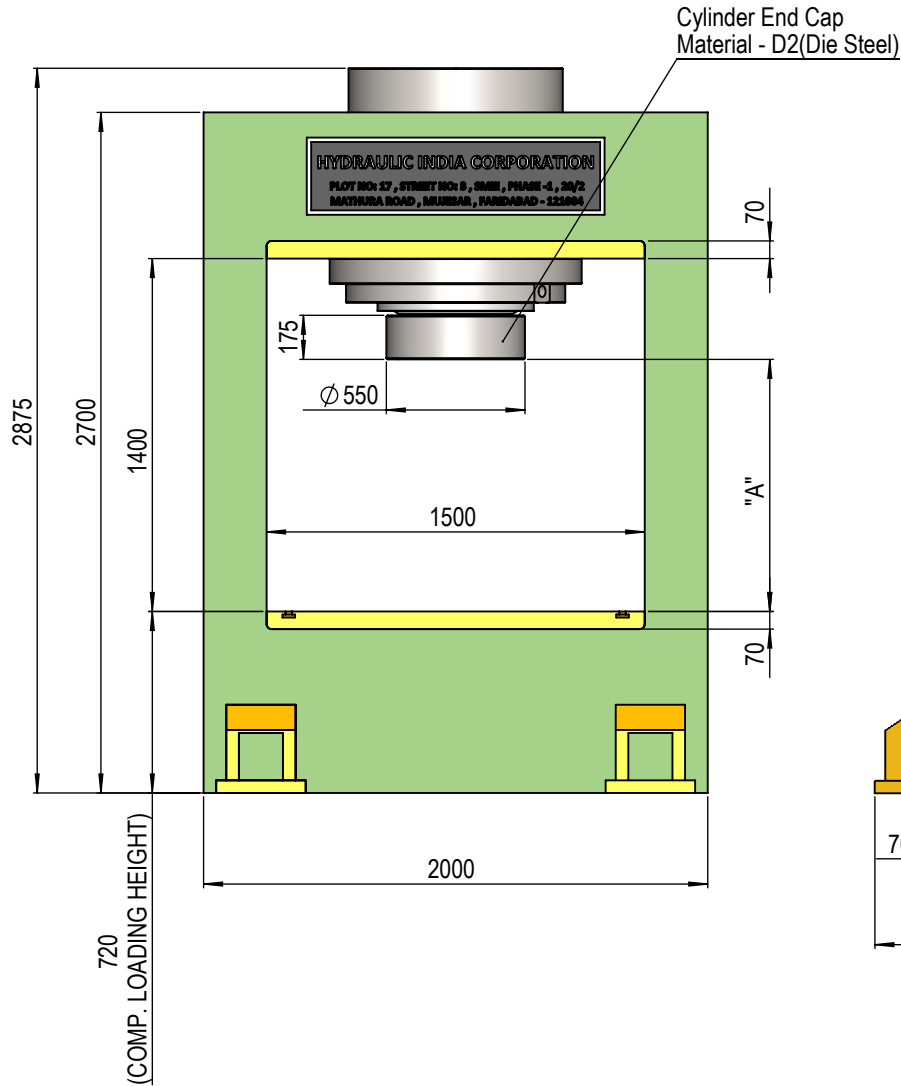
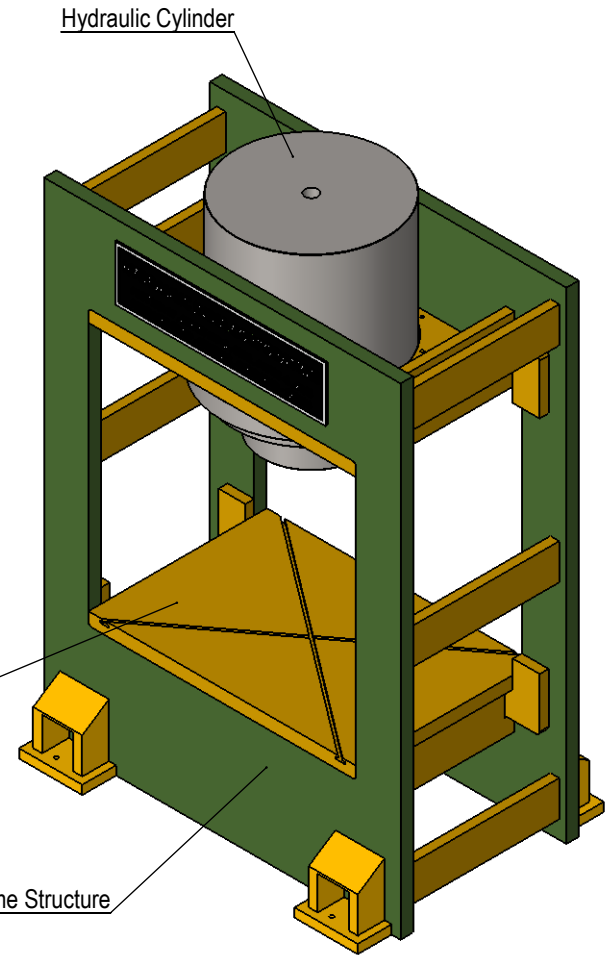
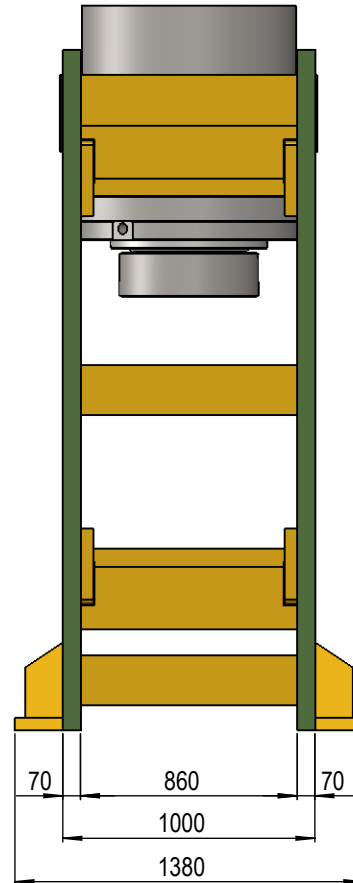


GENERAL ASSEMBLY LAYOUT  
H-FRAME HYDRAULIC PRESS-1000T

FRONT VIEW



SIDE VIEW



Sr. No.	Description	Dimn. "A"
1	Daylight Area in Cylinder Close Position	1000
2	Daylight Area in Cylinder Open Position	500
3	Stroke length	500

Note:-  
01. All dimn. are in mm.  
02. All sizes are approx. sizes

This document is the sole property of HYDRAULIC INDIA CORPORATION. Any re-construction of this document is completely prohibited.

	NAME	DATE	SIGN.	<b>HYDRAULIC INDIA CORPORATION</b> Plot No: 17, Street No:- 3, SMIE, Phase-1, 20/2 Mathura Road, Mujesar, Faridabad-121004
DRAWN BY	R.K	11-Aug-21		
CHECKED BY	R.K			
APPD. BY	A.G			<b>PROJECT NAME: H-FRAME PRESS</b>
MATERIAL:			TITLE:	<b>G.A DRAWING</b> DRG. NO. HFP1000T10821 REV:- 00 SHEET: A4